


Water Method for Sintering 925 PMC

Firing must be done in a stainless steel container with a lid and requires activated carbon. Also needed are two nesting fine-mesh stainless steel screens.

- 1 Put a small quantity of water in the bottom of the container. Typically no more than 1/4 inch (6 mm).
- 2 Set the smaller screen into the container and set the dry PMC object on it.
- 3 Set the larger screen over the first one and cover this with a 1" layer of activated carbon.
- 4 Fire at full speed to 830°C (1525° F) for 30 minutes.



sterling silver(9 2 5) 1Firing


Container size
φ 70 mm H 35 mm

Clay (Dried body) size
35 mm × 5 mm × 2 mm


Firing temperature/time
830°C(1526F) 30min



Add water about 5 cc



to right: The net for reducing agent



Dryer(Clay) on firing net



Carbon on the net for reducing material



Cover it, put it in a Kiln and heat

Container size
170 mm × 105 mm × 65 mm

Clay (Dried body) size
35 mm × 5 mm × 2 mm

Firing temperature/time
830°C(1526F) 30min



Add water about 15 cc



Firing net



Clay (Dried body) on the Firing net



Carbon on the net for reducing material



Set the reduction net Cover it, on the firing net



put it in a Kiln and heat